

FINDING RECORDS OF YOUR ANCESTORS, PART A

DENMARK

1834 TO 1900



Beginning Danish researchers will also need: *Reading Danish Records* (31029).

If your ancestor lived in Denmark between 1834 and 1900, follow the steps in this booklet to find the records of his or her family. These instructions will show you which records to search, what to look for, and what tools to use. One piece of information will lead to another until you have identified each family member and filled out a family group record.

1

Find your ancestor's [birth record](#) in church records.

2

Find your ancestor's parents, brothers, and sisters in [census records](#).

3


Find the [birth records](#) of your ancestor's brothers and sisters in church records.

4

Find the [marriage record](#) of your ancestor's parents in church records. This family is now complete.

Latter-day Saints:

Now see additional instructions for submitting names for temple ordinances.



The steps and tools you need are described inside. ►

HOW TO BEGIN—PREPARATION

You should have already gathered as much information as possible from your home and family and filled out [family group records](#) and a pedigree chart. You may have checked [FamilySearch™](#) or other computer files to see if others have researched your Danish family.

To begin:

A. From your pedigree chart, choose an ancestor who was born in Denmark between 1834 and 1900. You must know the birth date and birthplace (parish) in order to find your ancestor's family. It is helpful to know the county and district.

B. Write your ancestor's name in the children's section of a new family group record. Read through the instructions in this booklet. Then follow the steps below to find your ancestor's family.

Tips

If you don't know your ancestor's birth date:

- Start with a more recent generation. You will learn how to do research, and you will probably discover something you didn't know about your family.
- Find the records for the family in the example given. This will teach you basic research skills before you search for your own family. This is a good class activity.

If you don't know the parish where your ancestor was born, see [Tips on page 4](#).

[illegible]

A. Jens' pedigree chart

Family Group Record

If typing, set spacing at 1 1/2; Page of _____

Husband			Last name	<input type="checkbox"/> See "Other marriages"
Born (day month year)	Place			LDS ordinance dates
Christened	Place			Baptized
Died	Place			Endowed
Buried	Place			Sealed to parents
Married	Place			Sealed to spouse
Husband's father (Given names)		Last name	<input type="checkbox"/> Deceased	
Husband's mother (Given names)		Maiden name	<input type="checkbox"/> Deceased	
Wife (Given name)		Maiden name	<input type="checkbox"/> See "Other marriages"	
Born (day month year)	Place			LDS ordinance dates
Christened	Place			Baptized
Died	Place			Endowed
Buried	Place			Sealed to parents
Wife's father (Given names)	Last name			<input type="checkbox"/> Deceased
Wife's mother (Given names)	Maiden name			<input type="checkbox"/> Deceased
Children List each child (whether living or dead) in order of birth.				
				LDS ordinance dates
				Temple
1 <input checked="" type="checkbox"/>	Given name(s) Karen Kirstine	Last name Nielsen	<input type="checkbox"/> See "Other marriages"	
Born (day month year)	Place			Baptized
Christened	Place			Endowed
Died	Place			Sealed to parents
Spouse (given name(s)) Peder	Last name Madsen			
Married	Place			Sealed to spouse
2 <input checked="" type="checkbox"/>	Given name(s)	Last name	<input type="checkbox"/> See "Other marriages"	
Born (day month year)	Place			Baptized
Christened	Place			Endowed
Died	Place			Sealed to parents
Spouse (given name(s))	Last name			
Married	Place			Sealed to spouse
3 <input checked="" type="checkbox"/>	Given name(s)	Last name	<input type="checkbox"/> See "Other marriages"	
Born (day month year)	Place			Baptized
Christened	Place			Endowed
Died	Place			Sealed to parents
Spouse (given name(s))	Last name			
Married	Place			Sealed to spouse

Select **only one** of the following options. The option you select applies to all names on this form.

☐ **Option 1—Family File** Send all names to my family file at the _____ Temple.

☐ **Option 2—Temple File** Send all names to any temple, and assign proxies for all approved ordinances.

☐ **Option 3—Ancestral File™** Send all names to the computerized Ancestral File for research purposes only, not for ordinances. I am including the designated pedigree chart.

Your name _____ Address _____ Phone () _____ Date prepared _____

Published by The Church of Jesus Christ of Latter-day Saints, USA or LDS Mission, Birmingham, England

Published By The Church of Jesus Christ of Latter-day Saints 10090 Printed in USA 1/87

B. Jens begins a **family group record** with Karen Kirstine Nielsen listed as a child

THE RESEARCH PROCESS

The following pages walk you through the research process. In the case study, Jens is looking for the family of Karen Kirstine Nielsen. He takes his family group records and pedigree chart to a family history center.

Here he looks in the Family History Library Catalog for the records he wants and orders the microfilms he needs. He makes several visits to the center. Follow these same steps to find your family.

THE RESEARCH PROCESS

Case study: Karen Kirstine Nielsen, born in 1875 in Vester Hassing Parish, Kjar District, Ålborg County, Denmark.

Your ancestor: _____, _____, in _____, _____, _____, Denmark.
name birth date parish district county

1

FIND YOUR ANCESTOR'S BIRTH (CHRISTENING) RECORD IN CHURCH RECORDS. (See "Church Records: Birth" on page 7.)

A. At the family history center, Jens searches in the Family History Library Catalog for the parish in Denmark where his ancestor was born (Vester Hassing Parish). Then he looks for church records. (See "Using the Family History Library Catalog" on page 6.)

B. He finds the film number, 0043564, and orders it. He finds Karen's birth record on the film. Her surname

is listed as Nielsen. (See "Naming Customs" on page 11.) He photocopies the record for his files.

C. Jens writes on the family group record: (1) Karen's birth information on the front and (2) source information (such as parish name, film number, volume and years covered, and page number) on the back.

Birth Date		Child's Name	Christening	Parents
Født		Døbdetj. (Døbsattest)		
Nr.	År og Datum.	Barnets fulde Navn.	Dødens Døstid enten i Kirken eller hjemme.	Førelæres Navn, Stand, Haandtering og Dybofssted.
				Moderens Alder.
				Fædrenes Navne, Stand og Dybofssted.
11	4 April	Karen Kirstine Nielsen	døbt i Kirken 1875 af Pastor J. H. Nielsen	24
				Pige Petrea Kristensen i V. H. Hansen Kristensen i H. Timmer & H. Pedersen, Forpagter Løns Peter V. H. Nielsen og H. H. Hansen Kristensen i V. H. H.

2

FIND YOUR ANCESTOR'S FAMILY IN CENSUS RECORDS. (See "Census Records" on page 8.)

A. Jens now looks for the first census after Karen's birth. Censuses are filed by county. He looks in the Family History Library Catalog for Ålborg county (where Karen was born), then the topic, "Census—1880."

B. Jens finds this census on film 0263264.

C. On the film he finds the parish of Vester Hassing, where Karen's family was living when she was born. The census lists the entire family.

D. Jens estimates the birth year for each family member from the ages given in the census by subtracting the age of the person from the year of the census. (These birth years will be approximate.)

E. Jens writes on the family group record: (1) information about all family members on the front, and (2) source information on the back.

F. In the same way, Jens searches earlier and later censuses to see if there are any more children in this family.

Name

Age

Marital Status

Birthplace

Relationship or Occupation

Hovedliste.

Optegnelse paa Folketallet den 1^{ste} Februar 1880 i

Gaarde og

Huse

i

Vester Hassing By

i

Vester Hassing Sogn

i

Nor

(Her optæres ikke de Personer, hvis Ophold i Sognet kun er midlertidigt, se Tillegsliste A, og ej heller de af Stedernes Beboere, som midlertidig ere fraværende fra Sog)

Sognets og Byens eller Stedernes Navn med Andet af Gaarde, Huse o. s. v.	Familienes Antal.	Personernes Leveaar.	Samlige Personers fulde Navn. (Udøbt Børn anføres som „Udøbt Drengsbarn“ eller „Udøbt Pigebarn“).	Kønnet. Mandkøn (M.) eller Kvindkøn (Kv.).	Alder. Alderen anføres med det fyldte Aar, men for Børn, der ikke have fyldt 1 Aar, anføres „Under 1 Aar“.	Egteskabelig Stilling. Ugift (U.) Gift (G.) Enkemand eller Enke (E.) Fraskilt (F.).	Truskeljendelse.	Fødested, nemlig Kjøbstadens eller Sognets og Amiets Navn, og for de i Bilandene Følte samt for Udlandske Landet, hvor de ere fødte.	Stilling i Familien (Hovedfader, Husmoder, Barn, Slægtninge, Tjenesteføende, Løgende o. s. v.), samt Titel, Embede, Forretning, Næringsvej eller af hvilket Erhverv de leve som Hovedperson eller som Medhjælper (Forvalter, Svend eller Dreng o. s. v.) eller om de forserges af Fattigvæsenet.
13 ^{de} Løndingsvej	1	60	Karl Christian Kristensen	H	26	G	Løndingsvej	Karl Christian Kristensen	
		61	Marie Mathilde Johansen	Kv	28	G	do.	Marie Mathilde Johansen	
		62	Karen Kirstine Nielsen	Kv	4	U.	do.	Karen Kirstine Nielsen	
		63	Karl Christian Nielsen	H	2	H.	do.	Karl Christian Nielsen	

Family Group Record

If typing, set spacing at 1 1/2. Page of

Write date as: 4 Oct 1896

Write place as: Tryon, Pa., North Carolina, USA or
St. Martins, Birmingham, Warwick, Eng.

Husband		Given name(s) <i>Niels Kristian</i>		Last name <i>Kristensen</i>		<input type="checkbox"/> See "Other marriages"	
Born (day month year)	Place	LDS ordinance dates		Temple			
<i>about 1853</i>	<i>Gjeraa (Gerå), Dronninglund, Hjørring, Denmark</i>						
Christened	Place	Baptized					
Died	Place	Endowed					
Buried	Place	Sealed to parents					
Married	Place	Sealed to spouse					
<i>29 Dec, 1874</i>		<i>Vester Hassing, Ålborg, Denmark</i>					
Husband's father		Last name		<input type="checkbox"/> Deceased			
Given name(s)		Maiden name		<input type="checkbox"/> Deceased			
Husband's mother		Maiden name		<input type="checkbox"/> Deceased			
Given name(s)		Maiden name		<input type="checkbox"/> Deceased			
Wife		Given name(s) <i>Ane Magrete</i>		Last name <i>Johansen</i>		<input type="checkbox"/> See "Other marriages"	
Born (day month year)	Place	LDS ordinance dates		Temple			
<i>about 1851</i>	<i>Vester Hassing, Ålborg, Denmark</i>						
Christened	Place	Baptized					
Died	Place	Endowed					
Buried	Place	Sealed to parents					
Wife's father		Last name		<input type="checkbox"/> Deceased			
Given name(s)		Maiden name		<input type="checkbox"/> Deceased			
Wife's mother		Maiden name		<input type="checkbox"/> Deceased			
Given name(s)		Maiden name		<input type="checkbox"/> Deceased			
Children List each child (whether living or dead) in order of birth.							
1		Sex <i>F</i>		Given name(s) <i>Karen Kirstine</i>		Last name <i>Nielsen</i>	
						<input type="checkbox"/> See "Other marriages"	
Born (day month year)	Place	LDS ordinance dates		Temple			
<i>4 Apr. 1875</i>	<i>Vester Hassing, Ålborg, Denmark</i>						
Christened	Place	Baptized					
Died	Place	Endowed					
Buried	Place	Sealed to parents					
Spouse		Last name					
Given name(s)		Maiden name					
Married		Place		Sealed to spouse			
2		Sex <i>M</i>		Given name(s) <i>Karl Kristian</i>		Last name <i>Nielsen</i>	
						<input type="checkbox"/> See "Other marriages"	
Born (day month year)	Place	LDS ordinance dates		Temple			
<i>29 June 1877</i>	<i>Vester Hassing, Ålborg, Denmark</i>						
Christened	Place	Baptized					
Died	Place	Endowed					
Buried	Place	Sealed to parents					
Spouse		Last name					
Given name(s)		Maiden name					
Married		Place		Sealed to spouse			
3		Sex		Given name(s)		Last name	
						<input type="checkbox"/> See "Other marriages"	
Born (day month year)	Place	LDS ordinance dates		Temple			
Christened	Place	Baptized					
Died	Place	Endowed					
Buried	Place	Sealed to parents					
Spouse		Last name					
Given name(s)		Maiden name					
Married		Place		Sealed to spouse			
Select only one of the following options. The option you select applies to all names on this form.				Your name			
<input type="checkbox"/> Option 1—Family File Send all names to my family file at the _____ Temple.				Address			
<input type="checkbox"/> Option 2—Temple File Send all names to any temple, and assign proxies for all approved ordinances.							
<input type="checkbox"/> Option 3—Ancestral File™ Send all names to the computerized Ancestral File for research purposes only, not for ordinances. I am including the required pedigree chart.							
				Phone ()		Date prepared	

Published by The Church of Jesus Christ of Latter-day Saints 10/93 Printed in USA 31827

Front of family group record

Write date as: 4 Oct 1896

Write place as: Tryon, Pa., North Carolina, USA or
St. Martins, Birmingham, Warwick, Eng.

Sources of information Add further information on attached sheets as necessary.	
<i>Vester Hassing Parish Records</i>	<i>FHL Film # 0043564 p.203, 335</i>
<i>Ålborg County census 1880</i>	<i>#0409250 p. 4</i>
<i>FHL Film # 0263264</i>	

Note: Please take every reasonable step to see that the information on this form is as accurate and complete as practical. This will help maintain the integrity of Church family history files and reduce duplication of temple ordinance work.

Back of family group record

THE RESEARCH PROCESS

3

FIND BIRTH (CHRISTENING) RECORDS FOR YOUR ANCESTOR'S BROTHERS AND SISTERS IN CHURCH RECORDS.

(See "Church Records: Birth" on page 7.)

A. Now that he has an estimated birth year, Jens looks for the birth record of Karen's brother, Karl. In the Family History Library Catalog, Jens finds film 0409250. He finds the film and the birth record.

B. Jens writes on the family group record: (1) information from the birth record on the front and (2) source information on the back.

C. Jens browses the years before and after to see if there are any other brothers and sisters. He does this because children who were born and died between censuses would not be in a census record.

Birth Date							Child's Name	Christening	Parents
				Fødte		Mandkion.			
Nr	År og Datum.	Barnets fulde Navn.	Daabens Datum enten i Kirken eller hjemme.	Førelæres Navn, Stand, Haandtering og Opholdssted.	Moderens Alder.	Fædernes Navne, Stand og Opholdssted.			
11	29 Juni 1877	Karl Kristian Nielsen	døbt den 30 Døbt i Kirken	Herrmand Nils Kristian Kristensen og Hustru Anne Margrete Johansen Thøgersen Hvite	26	Barnets Moder Pige Peter Christensen; Hustru Nils Peter Johansen; Hustru Nils Thomsen Høising Hede Ungk. Johan Kristensen Peter Nielsen			

4

FIND THE MARRIAGE RECORD OF YOUR ANCESTOR'S PARENTS. (See "Church Records: Marriage" on page 9.)

A. Jens looks in the catalog for records of marriages performed where the oldest child was born. In the church records of Vester Hassing parish, the marriage records are on the same film as the birth records, but in another section (film 0043564).

B. Jens starts with the date of the first child's birth and searches earlier records until he finds the marriage. If he couldn't find it, then he would search later records. (If

he couldn't find the marriage in this parish, he would try neighboring parishes or the parish where the parents were born, as shown in the census.)

C. Jens writes on the family group record: (1) the marriage information on the front and (2) source information on the back.

D. Jens has the information he needs for this family.

Groom Bride Bondsmen Marriage					
Gode Mænd.					
Nr	Brudgomens Navn, Alder, Haandtering og Opholdssted.	Brudens Navn, Alder, Haandtering og Opholdssted.	Hvem Forlovene etc.	Blydes dagen.	Om Blydes er foretaget i Kirken eller hjemme, og i sidste Tilfælde Blydesdato.
10	Ungkarl Nils Kristian Christensen født i Gjinner den 12 Oktbr 1853 var 24 1/2 af Alder i Høising	Pige Anne Margrete Johansen datter født i Høising 7 Marts 1851 var 26 1/2 af Alder hjemme hos Forældrene i Høising	Herrmand Nils Kristian Kristensen og Hustru Anne Margrete Johansen Thøgersen	29 Juni i Kirken	

Latter-day Saints now have the minimal information required for this family's temple submissions. See additional instructions for submitting names for temple ordinances.

NOW YOU CAN REPEAT STEPS 1 THROUGH 4 TO FIND ANOTHER FAMILY.

Look for the families of each of your ancestor's parents. Start with a new family group record, and look first for a birth record.

HELPS FOR FINDING RECORDS

Finding Places

To find records in the Family History Library Catalog and to search Danish church and census records, you need to know the parish, district, and county in Denmark where your ancestor lived.

Place Levels (Jurisdictions)

Places are usually written from smallest to largest on family group records. Districts (several are in a county) are not usually listed.

Vester Hassing, (Village)	Vester Hassing, (Parish)	Ålborg, (County)	Denmark (Country)
Vester Hassing, (Parish)	Kjar, (District)	Ålborg, (County)	Denmark (Country)

Parish

- To find births, marriages, or deaths in church records, you need to know the parish where your ancestor lived.
- A parish is the area (jurisdiction) where a Lutheran minister served and kept records (similar to a Latter-day Saint ward). The parish is usually named for the largest town in the area.

District

- Each county is divided into many districts.
- A district is divided into many parishes.
- Knowing the district of your ancestor's parish will help you search the censuses.
- To find the district, look for the parish in Smith and Thomsen's or Trap's books (see Tips).

County

- The country is divided into many counties.
- To find census records or church records, you need to know the county.

Tips:

To find your ancestor's parish (*sogn*), see the following:

- If you know the county, see an alphabetical list of Danish parishes, counties, and maps (with nearby villages, parishes, and counties) in Frank Smith and Finn A. Thomsen's *Genealogical Guidebook & Atlas of Denmark* (3rd Edition, 1986), FHL fiche 6054631.
- If you know the village, see an index to all place-names in volume 7 of J. P. Trap's *Danmark* (in Danish), FHL fiche 6054054-7, 6054602-628. Each county has a separate volume. A map of each parish shows the villages that belong to it. Each volume gives extensive parish information.
- If you know the name of the farm or village, find the parish and county in F. B. C. Treschow's *Postadresebog for Kongeriget Danmark* (1890) (in Danish), FHL book 948.9 E5t.

When using Danish census records, find the county record you need, and look for the parish.

On family group records by genealogists:

- If four places are listed, the second place is usually the parish.
- If only three places are listed, the first place is usually the parish.
- Sometimes the name of an island (such as Fyn or Sjælland) or region (such as Jylland or Jutland) is used instead of the county.
- The district (*herred*) is not usually recorded but is used in census records.



The counties of Denmark



Ålborg County with districts and parishes



Vester Hassing Parish

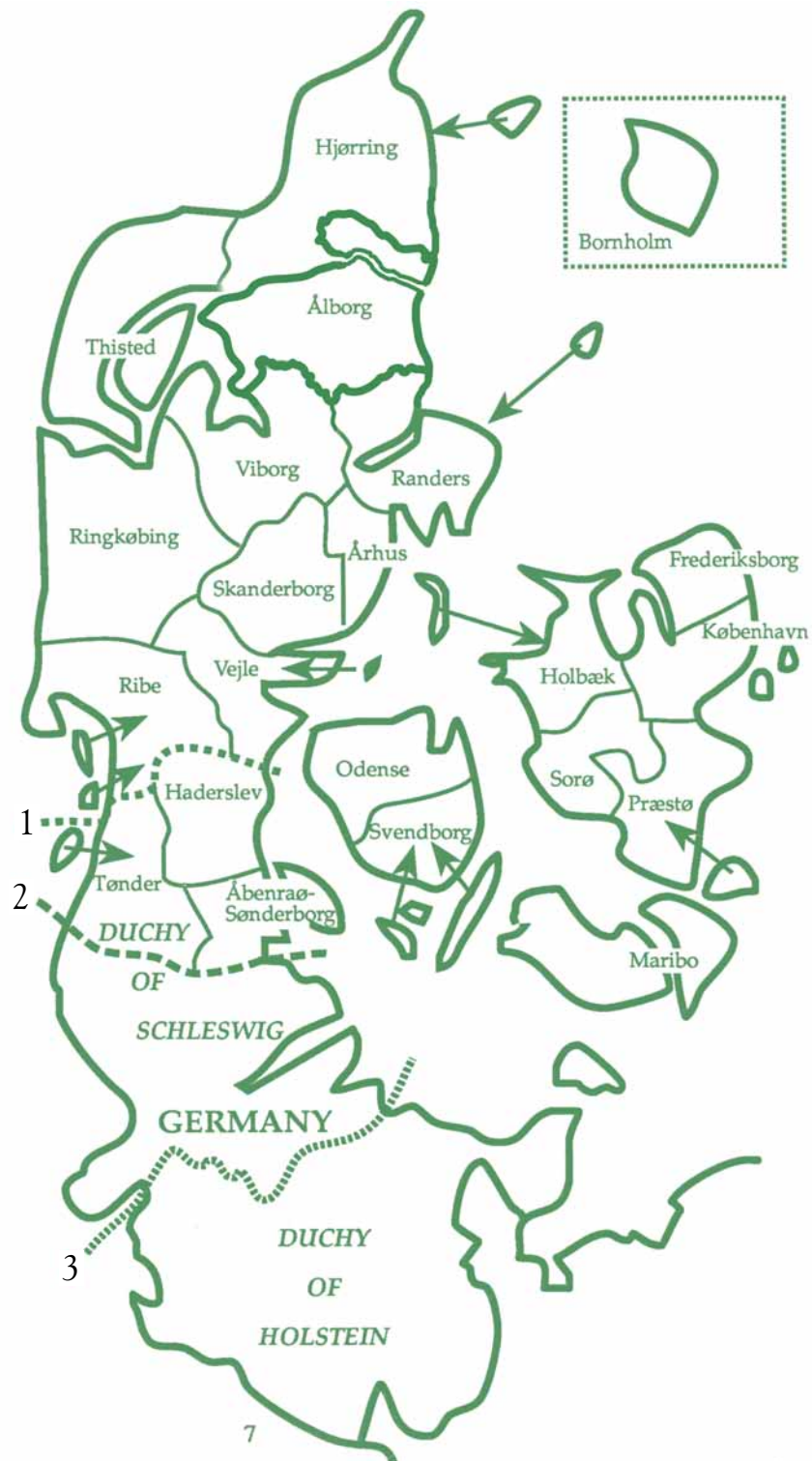
HELPS FOR FINDING RECORDS

Map of Denmark, Counties

Counties of Denmark, 1793 to 1970

1. Boundary between Prussia and Denmark, 1864-1920.
2. Present border, established in 1920.
3. Border along the Eider River dividing Schleswig from Holstein, following very closely the old Danish border from the ninth century.

Note: Before the Danish-Prussian War (1864), the king of Denmark was also the Duke of Holstein with Lauenburg and the Duke of Schleswig.



HELPS FOR FINDING RECORDS

Using the Family History Library Catalog • Using Microfilm

USING THE FAMILY HISTORY LIBRARY CATALOG

Use the Family History Library Catalog to find any record available from the Family History Library. In it, you can find the call numbers you need to order records. The catalog is available at www.familysearch.org and at family history centers.

To find the information you need in the catalog click **Library**, and then click **Family History Library Catalog**.

1. Click **Place Search**.

You will see:

Place	<input type="text"/>
Part of (optional)	<input type="text"/>

2. For the "Place," type: **the name of the parish**.

3. For "Part of," type: **Denmark**.

4. Then find a topic, such as: **Church Records**.

5. Click on the title you want.

6. Click on **View Film Notes**.

7. Look for the kind of record you want—such as *Fødte* (Birth)—for the years you want. Write the FHL film number.

For more help, see *Using the Family History Library Catalog* (30966).

Tips

Use the place search to find Danish church and census records.

To find Danish church records, look in the parish.

To find Danish census records, look in the county.

If no records are listed when you type in the place:

- Look for spelling variations of the place-name.
- Make sure you type the name of the parish, not the village.

When typing a place-name in the catalog, ignore diacritics (accent marks). For example, *Ålborg* could be written as *Alborg* or *Aalborg*.

USING MICROFILM

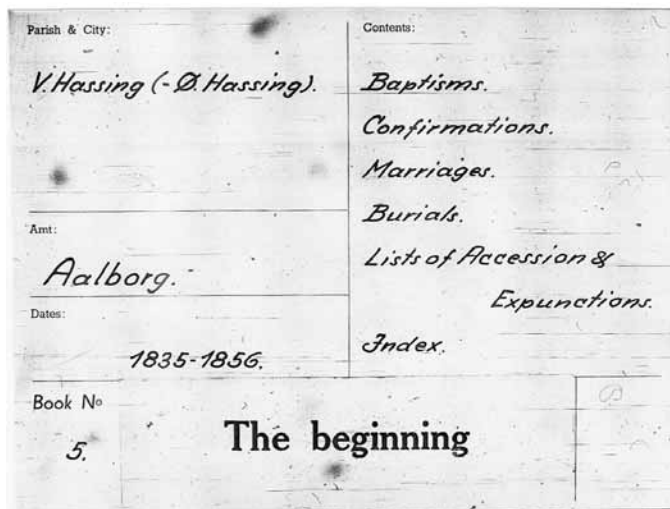
At this time, most of the Family History Library's records are on microfilm. When you have found and ordered the microfilm you need, the family history center staff can help you find a microfilm reader and thread the film into the machine.

Tips

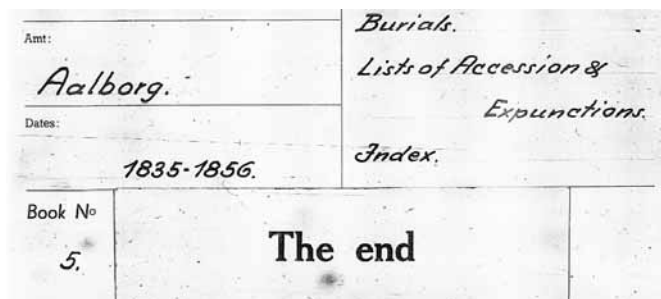
When using the microfilm:

- If the image will not come into focus, make sure the film is between the two glass plates.
- Learn how to turn the handle to move the film backward and forward. Be careful not to roll the film off the reel.
- Make sure the years on the title page are the years you need. Three or four separate books may be on a single microfilm. If the first title page doesn't cover the years you want, quickly spin through the film to the next black space. Then look for the next title page and the years covered.

Each item or book on a film has a title page and an ending page.



This title page on microfilm shows that marriage records for Vester Hassing Parish come after confirmations.



This page on a microfilm indicates the end of these church records for Vester Hassing Parish.

CHURCH RECORDS: BIRTH (FØDTE)

Late 1600s to Early 1900s

Use Birth Records To:

- Find birth information for virtually every person who lived in Denmark.
- Verify the birthplace of an ancestor.
- Establish a time and place of a family's residence.

If you don't find your ancestor's birth record in one parish, look in nearby or other likely parishes.

Birth and christening information are on the same record. The Danish word *døbt* means both baptized and christened. Genealogists usually call this a christening record.

1814 Standardized forms were used to record vital record information.

1891 Standardized forms were revised.

Content

- Child's name
- Parents' names, occupation, and residence (which is also the child's birthplace)
- Godparents' names
- Birth date
- Christening (baptism) date

Tips

- Write down the names and residences of the godparents. These may be relatives, friends, or important members of the community whose names may lead you to other relatives.

- Other church records give confirmations, movings, deaths, or burials.
- For help reading the records, see *Reading Danish Records*. (See "Where to Order Publications" on page 11.) Look for English translations of the record headings.

Searching Birth Records

Before searching, you must know:

- Your ancestor's name.
- The parish and county of birth or residence.
- The approximate birth date.

Located at:

- [Family History Library](#) and family history centers
- [Danish National and Regional Archives](#)

Family History Library Catalog:

Place search:

Place

Part of

Topics to choose: Church Records

Search by:

- Gender. Males (*Mandkjøn*) are listed first, then females (*Quindekjøn*).
- Date (day, month, year), from earliest to most recent.

No.	Year and Date	Child's Full Name	Christening Date, in Church or Home	Parents' Names	Mother's Age	Witnesses (Godparents)
<div>Births Fødte Male Mandkjøn</div>						
<i>Nr</i>	<i>Aar og Datum.</i>	<i>Barnets fulde Navn.</i>	<i>Daabens Datum enten i Kirken eller hjemme.</i>	<i>Forældres Navn, Stand, Haandtering og Opholdssted.</i>	<i>Moderens Alder.</i>	<i>Gædernes Navne, Stand og Opholdssted.</i>
<i>11</i>	<i>29 Juni 1877</i>	<i>Karl Kristian Nielsen</i>	<i>døbt den 30 Decbr i Kirken</i>	<i>Kæmmand Niels Kristian Kristensen og Hustru Ane Magrete Johansen Hassing</i>	<i>26</i>	<i>Barnets Moder Pige Petra Kristensen, Hustru Niels Peter Johansen; Væsting Niels Thomsen Hassing Hede Udg. Johan Kristensen Peter Balden</i>
11	29 June 1877	Karl Kristian Nielsen	Christened the 30th of December in the church	Farmer Niels Kristian Kristensen and wife Ane Magrete Johansen, of Vester Hassing.	26	The child's mother, piga (maiden) Petra Kristensen of Hume, Niels Peter Johansen of V.Hassing, Niels Thomsen of V.Hassing, young man Johan Kristensen of East Aslund.

1877 Birth Record for Karl Kristian Nielson (FHL film 0409250)

CENSUS RECORDS (FOLKETÆLLING)

1787 to 1911

Use Census Records To:

- Find family members and members of the household.
- Learn the names, ages, and birthplaces of brothers, sisters, parents, grandparents, and so on.

If you do not find your family in a census, look in nearby parishes.

The census will not list children who were born and died between censuses.

Content

- Names
- Ages
- Relationships
- Birthplaces (beginning with the 1845 census)
- Occupations

Danish censuses are available for these years:
1787, 1801, 1834, 1840, 1845, 1850, 1855, 1860, 1870, 1880, 1890, 1901, 1906, 1911

Tips

- Reading the ages is usually easier than reading the names. Figure out how old your ancestor would be; then scan the age column for persons that age (give or take a year). Then try to read the names.
- Later censuses have more columns and information than earlier censuses.

- For help reading the records, see *Reading Danish Records*. (See "Where to Order Publications" on page 11.) Look for English translations of the record headings.

Searching Census Records

Before searching, you must know:

- Your ancestor's name.
- The parish, district, county, and approximate time he or she lived there.

Located at:

- [Family History Library and family history centers](#)
- [Danish National and Regional Archives](#)
- Internet: http://ddd.sa.dk/DDD_EN.HTM (Index to census records, not yet complete 2/01)

[Family History Library Catalog:](#)

Place search:

Place

Part of

Topics to choose: Census

Search for:

- The census for the year and county.
- The district, then the parish.
- The age and then the name of a family member.

Record of the census taken on the 1st of Feb. 1880 in _____ Farm and 5 House in Vaster Hassing Village in Vaster Hassing Parish in Kjar District in Aalborg County.

Hovedliste.

Optegnelse paa Folketallet den 1^{ste} Februar 1880 i Gaarde og 5 Huse i Vesterhassing By i Vesterhassing Sogn i Kjaer
(Her optegnes ikke de Personer, hvis Ophold i Sognet kun er midlertidigt, se Tillægsliste A, og ej heller de af Stedernes Beboere, som midlertidig ere fraværende fra Sog)

The Parish and Town or Place of Farm	The Family's Enumeration	Person's Enumeration	Every Person's Full Name	Sex Male or Female	Age	Marital Status	Creed	Birth Place	Status in Family
Sognets og Byernes eller Stedernes Navne med Anførsel af Gaarde, Huse o. s. v.	Familiens Antal.	Personens Løbenummer.	Hamtige Personers fulde Navn. (Udøbtte Børn anføres som „Udøbt Drengsbarn“ eller „Udøbt Pigebar“).	Kønnet. Mandkjøn (M.) eller Kvindkjøn (Kv.)	Alder. Alderen anføres med det fyldte Aar, men for Børn, der ikke have fyldt 1 Aar, anføres „Under 1 Aar“.	Ægteskabelig Stilling. Ugift (U.) Gift (G.) Enkemand eller Enke (E.) Fraskilt (F.)	Fødested, nemlig Kjøbstadens eller Sognets og Amtets Navn, og for de i Blandene Følte samt for Udlændinge Landet, hvor de ere fødte.	Stilling i Familien (Husfader, Husmoder, Børn, Slægtninge, Tjenestetyende, Løgerende o. s. v.), samt Titel, Embede, Forretning, Aaringsvej eller af hvilket Erhverv de leve som Hovedperson eller som Medhjælper (Forvalter, Svend eller Dreng o. s. v.) eller om de forsvares af Fattigvæsenet.	
1 st Lundbergvej	1	60	Niels Christian Christensen	M	26	G	Lutheran	Gjæraa, Dronninglund	Father of the house, Farmer
		61	Ane Magrithe Johansen	Kv	28	M	ditto	V. Hassing (Vester Hassing)	Mother of the house
		62	Karen Kjerstin Nielsen	Kv	4	U	ditto	Village and Parish	Daughter
		63	Carl Christian Nielsen	M	2	U	ditto	ditto	Son

1880 Census Record for Niels Christian Christensen Family (FHL film 0263264)

CHURCH RECORDS: MARRIAGE (COPULEREDE OR VIEDE)

Late 1600s to Early 1900s

Use Marriage Records To:

- Find a couple's marriage date and place and their ages.
- Find bondsmen, who may be family members.

If you don't find a marriage record, search nearby parishes.

In large cities, marriage records may be in a separate book. In other places, marriages are in the same book as the baptism, confirmation, death and burial, and moving records. Records are usually in this order: births, confirmations, marriages, and then burials.

Content

- Groom's name, age, occupation, residence
- Bride's name, age, occupation, residence
- Bondsmen
- Marriage date

Two *bondsmen* are listed in these records. Bondsmen are similar to a *best man* in a wedding party. Bondsmen knew the bride and groom and attested that they were legally able to get married.

Tips

- To find a marriage record, look first in the parish where the first child was born. Then look in parishes where the parents were born (as listed in census records), then nearby parishes.

- In the marriage record, you will often see that smallpox vaccinations were required for the bride and groom.
- For help reading the records, see *Reading Danish Records*. (See "Where to Order Publications" on page 11.) Look for English translations of the record headings.

Searching Marriage Records

Before searching, you must know:

- The names of the bride and groom.
- The approximate birth date of the first child.
- The parish of residence.

Located at:

- [Family History Library and family history centers](#)
- [Danish National and Regional Archives](#)

[Family History Library Catalog](#):

Place search:

Place

Part of

Topics to choose: Church Records

Search for:

- The parish.
- The date, from earliest to most recent.
- The couple's names.

No.	Groom's Name, Age, Occupation, and Residence	Bride's Name, Age, Occupation, and Residence	Who Are the Bondsmen	Marriage Date	Whether the marriage is performed in the church or at home, and in the latter case, the date permission was given
10	Ungkarl Niels Kristian Kristensen født i Gjæraa den 12. Oktobr 1853 vakc. 24/5/54 af Timm i Væssing	Pige Anne Magrete Johanne datter født i V. Hassing 7. Martz 1851 vakc. 1/6/58 af Timm i V. Hassing hos stepfaderen i Væssing		Niels Kristian Kristensen & Anne Magrete Johanne datter 29 Decbr i V. Hassing	In the church
10	Bachelor Niels Kristian Kristensen born in Gjæraa the 12th of October 1853. Vaccinated by Timm, Worker, in V. Hassing (Vester Hassing)	Pige (maiden or miss) Magrete Johannesdatter born in V. Hassing 7 Mar 1851. Vaccinated 1/6/58 by Schrupe. (She is) at home with stepfather in V. Hassing		Farmer Niels Peter Johansen in V. Hassing and Kristen Jensen in Gjæraa	In the church

1874 Marriage Record of Niels Kristian Kristensen and Magrete Johannesdatter (Johansen) (FHL film 0043564)

READING GOTHIC SCRIPT • SUMMARY

READING GOTHIC SCRIPT

Even if you know Danish, reading the old style Danish script is one of the most challenging tasks for the beginning researcher. It may seem overwhelming at first, but you will find that although each scribe used a slight variation of the old style script, they were all quite consistent in their writing.

You will also find that after learning the most common given names and a few common terms, you will be able to read most of the documents you encounter.

Tips

- For help reading Danish and understanding handwriting, see *Reading Danish Records*. (See “Where to Order Publications” on page 11.)
- For help reading Gothic script, see *Danish Norwegian Paleography* (FHL fiche 6030017), or similar books.
- Practice writing the names of your ancestors in the handwriting style shown in the above publications. This will help you learn to read old Danish records much faster.
- Learn to recognize Danish names. About a dozen male and female names are used repeatedly.

The Danish alphabet has three letters not found in English: Æ, Ø, Å. Look for these letters at the end of the alphabet:

...X, Y, Z, Æ, Ø, Å

Unlike German or French, these are considered separate letters and not just inflections of an *a* or *o*.

In records of the 1800s, the letter Å was written as Aa. The letters Å and Aa are interchangeable. Aalborg and Ålborg are the same town. If a word begins with Aa or Å, it may be at the beginning or end of the alphabet.

SUMMARY: FINDING A DANISH FAMILY, 1834–1900

(For detailed steps, see “The Research Process” on pages 1–3.)

1. Find your ancestor’s birth record in church records.
 - This verifies what you know.
 - Write down what you find, and record your source information.
2. Find your ancestor’s family in Danish census records.
 - Look for the first census following your ancestor’s birth. Check the census taken in your ancestor’s birthplace.
 - Look in earlier and later censuses to see if there are other children.
 - Write down what you find (names, ages, birthplaces, etc.).
 - Estimate birth years from the ages.
 - Write down your source information.
3. Find birth records for your ancestor’s brothers and sisters in church records.
 - Using places and estimated birth years from the census, look for birth records.
 - Write down the information you find and your source information.
4. Find the marriage record of your ancestor’s parents.
 - Look for records of marriages in the parish where the oldest child was born.
 - Start with the date of the first child’s birth and search backward and forward until you find the marriage.
 - Write down what you find, and record your source information.

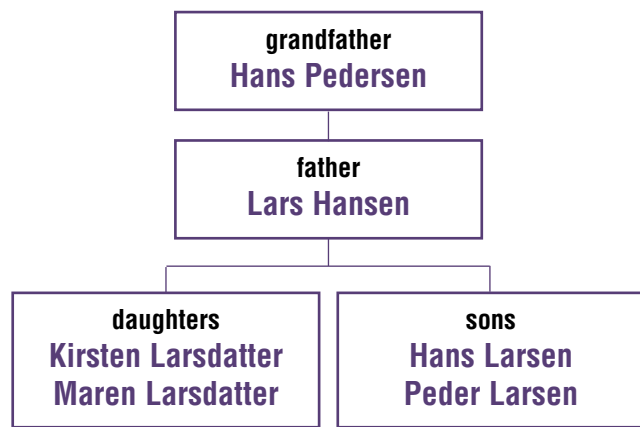
Then follow the same steps to find a parent’s family.

ADDITIONAL HELPS

Naming Customs in Denmark

Until 1860 Patronymics.

- A boy's surname was his father's given name and the suffix *sen*.
- A girl's surname was the father's given name and the suffix *datter*.
- The woman's name did not change when she married.
- Sometimes a person used an occupation, town name, or other nickname in addition to his or her patronymic surname.



1860 to 1904 Transition period.

- Patronymic names began to be replaced by family surnames. Your ancestor's surname may change. There is no official registration of these name changes. This happened first in cities, then rural areas.

After 1904 End of patronymics.

- Families now passed standard surnames to their children.

Timeline

1787 First complete national Danish census.

1789 Military Levying Rolls began to list all rural males under age 34 (except in Bomholm and Schleswig in southern Jutland).

1794 Danish counties were organized.

1814 Church records throughout Denmark began using standard forms.

1845 Danish censuses began listing birthplaces.

1849 Religious freedom in Denmark began; absolutism ended.

1860 The patronymic naming system began to change to family surnames. Transition period. Your ancestor's name may have changed.

1864 Denmark lost the Schleswig-Holstein territory to Prussia (see map on page 5).

1874 Civil registration started in German regions (Sønderjylland) that later reunited with Denmark (Tønder, Åbenrå-Sønderborg, and Haderslev counties) (see map on page 5).

1891 Church record forms were revised.

What's Next?

Guide to Family History Research Denmark, 1600–1900 (34714) describes strategies and records for more advanced searches.

More about Danish Research:

- Frank Smith and Finn A. Thomsen, *Genealogical Guidebook & Atlas of Denmark*. 1986. 3rd ed. FHL book 948.9 D237g; fiche 6054631.
- Hans H. Warsøe, *Håndbog i Slægtshistorie* (Handbook in Family History) (in Danish). 1997. FHL book 948.9 D27 wha.

Archives and Libraries

Family History Centers

<http://www.familysearch.org>

Tel. 800-346-6044

Family History Library

35 N. West Temple Street

Salt Lake City, UT 84150-3400

Tel. 801-240-2331

Danish National Archive (Rigsarkivet)

Rigsdagsgården 9

DK 1218 København K., Denmark

<http://www.sa.dk/ra/>

Where to Order Publications:

- Internet: <http://www.familysearch.org>
- Salt Lake Distribution Services:
phone 801-240-3800

All Family History Library publications are described in: Family History Materials List (34083).

Family Group Record

If typing, set spacing at 1 1/2. Page of

Write date as: 4 Oct. 1896

Write place as: Tryon, Polk, North Carolina, USA or
St. Martins, Birmingham, Warwick, Eng.

Husband		Given name(s)		Last name		<input type="checkbox"/> See "Other marriages"	
	Born (day month year)	Place			LDS ordinance dates	Temple	
	Christened	Place			Baptized		
	Died	Place			Endowed		
	Buried	Place			Sealed to parents		
	Married	Place			Sealed to spouse		
	Husband's father Given name(s)		Last name		<input type="checkbox"/> Deceased		
Husband's mother Given name(s)		Maiden name		<input type="checkbox"/> Deceased			
Wife		Given name(s)		Maiden name		<input type="checkbox"/> See "Other marriages"	
	Born (day month year)	Place			LDS ordinance dates	Temple	
	Christened	Place			Baptized		
	Died	Place			Endowed		
	Buried	Place			Sealed to parents		
	Wife's father Given name(s)		Last name		<input type="checkbox"/> Deceased		
	Wife's mother Given name(s)		Maiden name		<input type="checkbox"/> Deceased		
Children List each child (whether living or dead) in order of birth.					LDS ordinance dates	Temple	
1	Sex	Given name(s)		Last name		<input type="checkbox"/> See "Other marriages"	
	Born (day month year)	Place			Baptized		
	Christened	Place			Endowed		
	Died	Place			Sealed to parents		
	Spouse Given name(s)		Last name				
	Married	Place			Sealed to spouse		
2	Sex	Given name(s)		Last name		<input type="checkbox"/> See "Other marriages"	
	Born (day month year)	Place			Baptized		
	Christened	Place			Endowed		
	Died	Place			Sealed to parents		
	Spouse Given name(s)		Last name				
	Married	Place			Sealed to spouse		
3	Sex	Given name(s)		Last name		<input type="checkbox"/> See "Other marriages"	
	Born (day month year)	Place			Baptized		
	Christened	Place			Endowed		
	Died	Place			Sealed to parents		
	Spouse Given name(s)		Last name				
	Married	Place			Sealed to spouse		
Select only one of the following options. The option you select applies to all names on this form.				Your name			
<input type="checkbox"/> Option 1—Family File Send all names to my family file at the _____ Temple.				Address			
<input type="checkbox"/> Option 2—Temple File Send all names to any temple, and assign proxies for all approved ordinances.							
<input type="checkbox"/> Option 3—Ancestral File™ Send all names to the computerized Ancestral File for research purposes only, not for ordinances. I am including the required pedigree chart.							
				Phone ()		Date prepared	

Husband Given name(s)		Last name	
Wife Given name(s)		Maiden name	
Children List each child (whether living or dead) in order of birth.			LDS ordinance dates
			Temple
4	Sex	Given name(s)	Last name <input type="checkbox"/> See "Other marriages"
	Born (day month year)	Place	Baptized
	Christened	Place	Endowed
	Died	Place	Sealed to parents
	Spouse Given name(s)	Last name	
	Married	Place	Sealed to spouse
5	Sex	Given name(s)	Last name <input type="checkbox"/> See "Other marriages"
	Born (day month year)	Place	Baptized
	Christened	Place	Endowed
	Died	Place	Sealed to parents
	Spouse Given name(s)	Last name	
	Married	Place	Sealed to spouse
6	Sex	Given name(s)	Last name <input type="checkbox"/> See "Other marriages"
	Born (day month year)	Place	Baptized
	Christened	Place	Endowed
	Died	Place	Sealed to parents
	Spouse Given name(s)	Last name	
	Married	Place	Sealed to spouse
7	Sex	Given name(s)	Last name <input type="checkbox"/> See "Other marriages"
	Born (day month year)	Place	Baptized
	Christened	Place	Endowed
	Died	Place	Sealed to parents
	Spouse Given name(s)	Last name	
	Married	Place	Sealed to spouse
Other marriages List other marriages and sealings of the husband, wife, and children on this form. List any necessary explanations.			
Sources of information Add further information on attached sheets as necessary.			

Note: Please take every reasonable step to see that the information on this form is as accurate and complete as practical. This will help maintain the integrity of Church family history files and reduce duplication of temple ordinance work.

INDEX

alphabet	10	libraries	11
archives	11	map of Denmark, counties	5
birth records	7	marriage records	9
catalog	6	microfiche	4, 10
census records	8	microfilm	6
church records		naming customs	11
birth	7	parish	1, 3, 4
marriage	9	patronymics	11
counties	5	place-names	4
country	4	preparation	ii
Danish National Archive	11	process, research	1-3
death records	9	reading Gothic script	10
Denmark, map of	5	research process	1-3
districts	4	step 1	1
family group record	ii, 2	step 2	1
family history centers	11	step 3	3
Family History Library	11	step 4	3
Family History Library Catalog	6	script	10
finding	1-3	searching	7-9
Gothic script	10	summary	11
handwriting	10	timeline	11
how to begin	ii	transition period	11
jurisdiction	4	village	4

Other publications you will need:

Reading Danish Records (31029)

Using the Family History Library Catalog (30966)

For Latter-day Saints:

Instructions for submitting names for temple ordinances.

No part of this document may be reprinted, posted online, or reproduced in any form for any purpose without the prior written permission of the publisher. Send all requests for such permission to:

Copyrights and Permissions Coordinator
Family and Church History Department

50 E. North Temple Street
Salt Lake City, UT 84150-3400

Fax: 801-240-2494



A Family History Library Publication

© 2001 by Intellectual Reserve, Inc. All rights reserved. Printed in the USA. 6/01 36577

ENGLISH



4 02365 77000 8

36577